INVESTOR PRESENTATION Q1 2022

REJLERS AT A GLANCE

NORDIC PRESENCE

Rejlers is a Nordic group offering technical consultancy services. We help our customers to meet the challenges facing them today: Future-proofing communities, Industry transformation and Energy transition

STRONG PLATFORM

Rejlers has a strong foundation, with 80 years of history, about 2,600 qualified engineers, a growing network of partners and a high customer satisfaction

NET SALES DEVELOPMENT

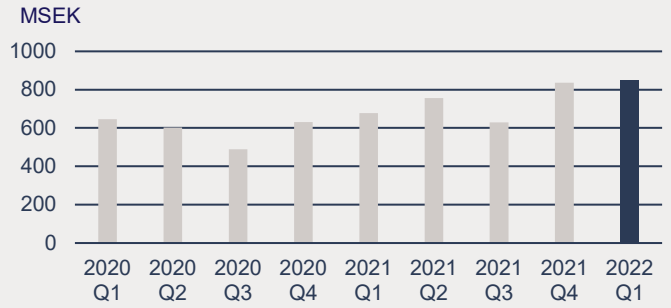

NET SALES DISTRIBUTION

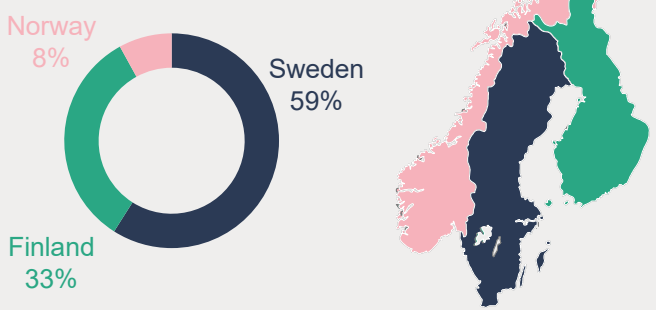

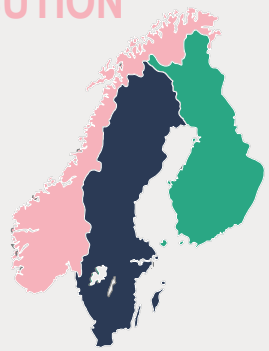

Refers to share of net sales Q1 2022

OUR CUSTOMER OFFERING

- To accelerate value and profitability
- To increase turnover and profitability by designing and digitalising solutions for the future
- To contribute with knowledge and innovation
- To transform business by being the engine in the project

EBITA DEVELOPMENT

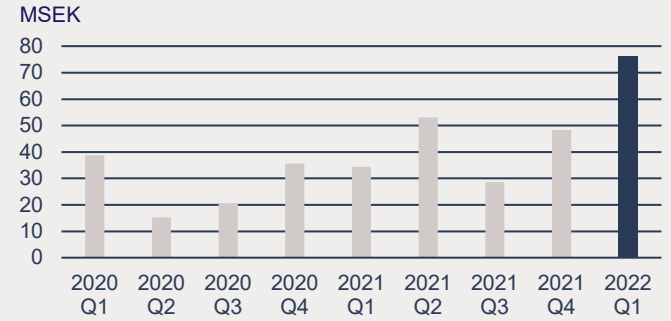

REJLERS

REJLERS – OPERATIONAL HIGHLIGHTS

- Record level Q1 2022, sales and results
- EBITA Q1: 76.4 (34.4) MSEK, + 122 %
- EBITA-margin Q1: 9.0 (5.1) %
- Strong growth, 25 %, including organic growth, 18 %
- Signed acquisitions: SRT, Arsatek and Omega Holtan
- Closed acquisitions: Helenius from 1 Feb
- Proposed dividend 3 sek per share, total 60,4 msek
- 80 years celebration in 2022
- The transformation towards 2025 continues

REJLERS - 5 YEARS

ADJ. EBITA

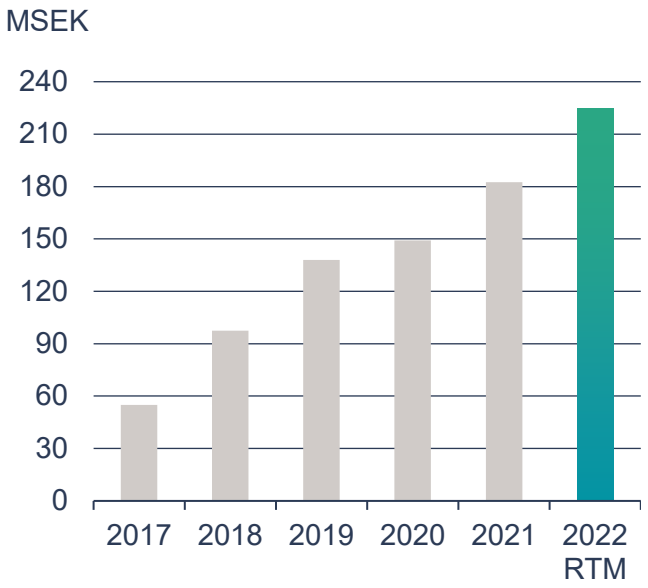

NET SALES

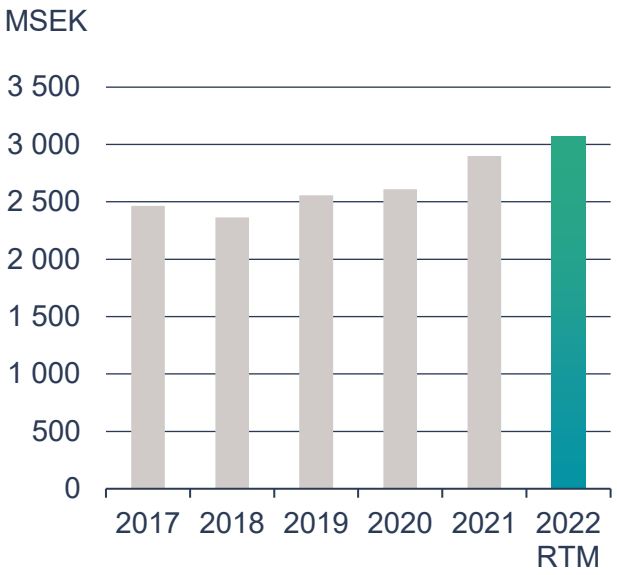

EMPLOYEES

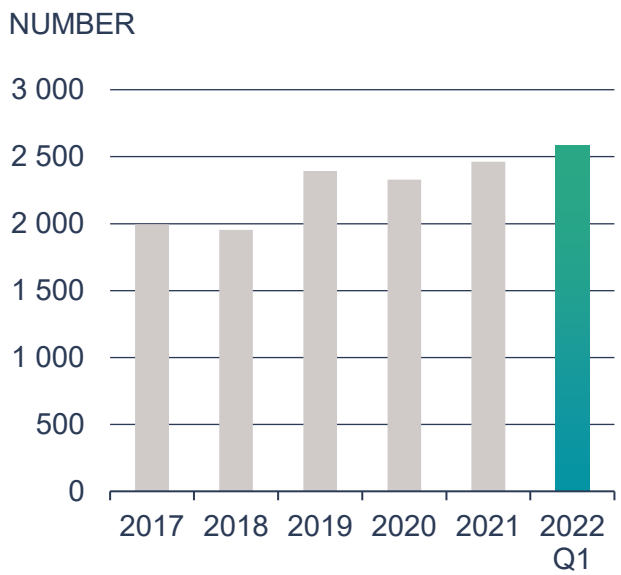

REJLERS

REJLERS GROUP Q1 2022

FINANCIAL HIGHLIGHTS Q1 2022

- Sales SEK 849.1 million (677.4), + 25.3%
- EBITA SEK 76.4 million (34.4), + 122%
- EBITA margin 9.0% (5.1)
- Earnings per share before dilution SEK 2.38 (1.61)

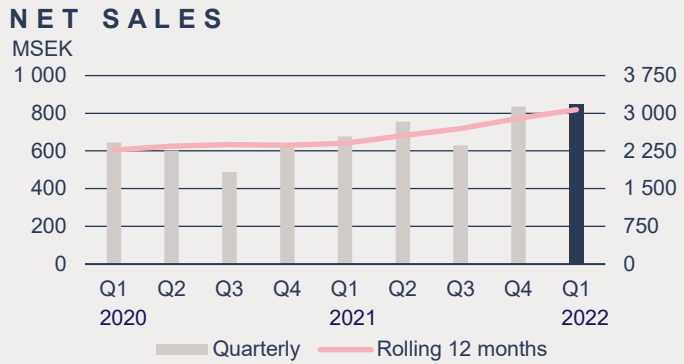

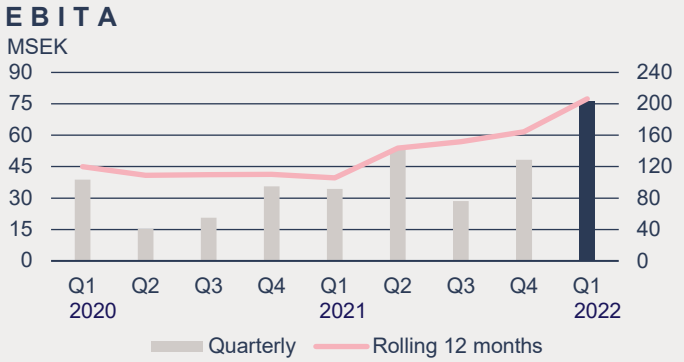

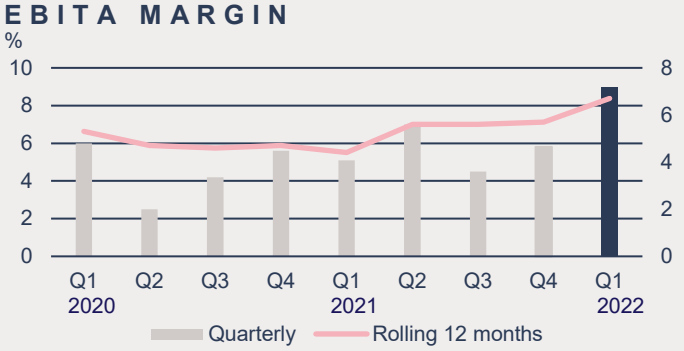

REJLERS

REJLERS SWEDEN Q1 2022

FINANCIAL HIGHLIGHTS Q1 2022

- Net sales amounted to SEK 500.6 million (395.9)
- EBITA SEK 53.4 million (21.6)
- EBITA margin 10.7% (5.5)

KEY FIGURES	Q1 2022	Q1 2021	Full year 2021
Net sales, SEK million	**500.6**	395.9	**1,684.5**
EBITA, SEK million	**53.4**	21.6	**107.5**
EBITA margin, %	**10.7**	5.5	**6.4**
Operating profit, SEK million	**48.9**	20.0	**99.4**

REJLERS

REJLERS FINLAND Q1 2022

FINANCIAL HIGHLIGHTS Q1 2022

- Net sales amounted to SEK 285.0 million (237.5)
- EBITA SEK 24.6 million (13.0)
- EBITA margin 8.6% (5.5)

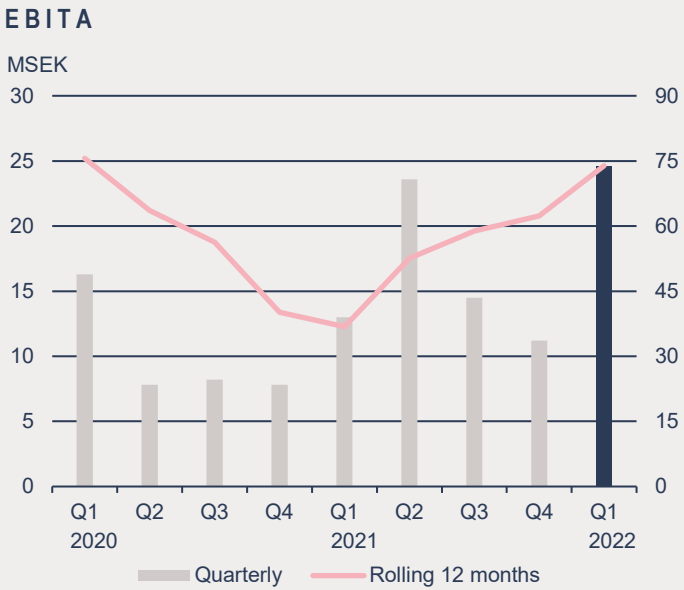

KEY FIGURES	Q1 2022	Q1 2021	Full year 2021
Net sales, SEK million	**285.0**	237.5	**1,028.4**
EBITA, SEK million	**24.6**	13.0	**62.3**
EBITA margin, %	**8.6**	5.5	**6.1**
Operating profit, SEK million	**20.0**	8.8	**46.1**

REJLERS

REJLERS NORWAY Q1 2022

FINANCIAL HIGHLIGHTS Q1 2022

- Net sales amounted to SEK 69.1 million (45.0)
- EBITA SEK 7.7 million (2.4)
- EBITA margin 11.1% (5.3)

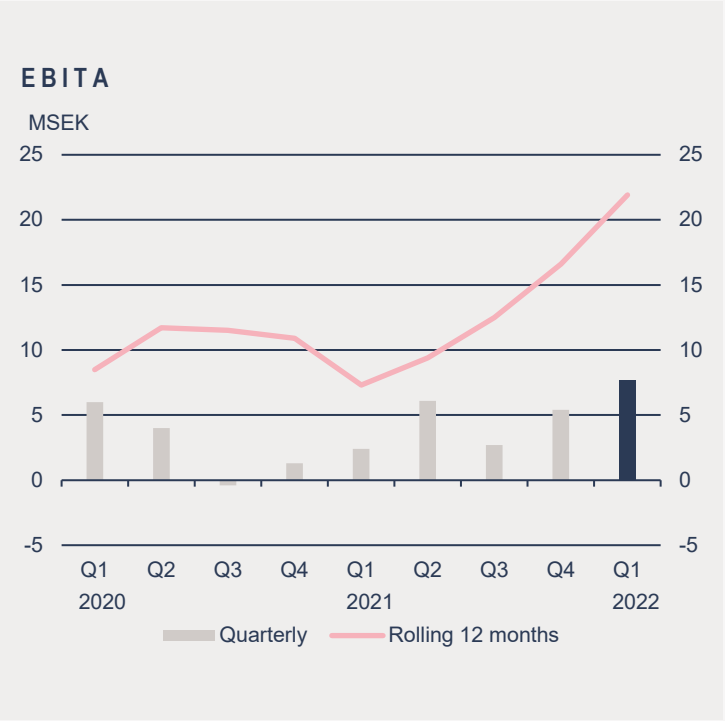

KEY FIGURES	Q1 2022	Q1 2021	Full year 2021
Net sales, SEK million	**69.1**	45.0	**194,7**
EBITA, SEK million	**7.7**	2.4	**16.6**
EBITA margin, %	**11.1**	5.3	**8.5**
Operating profit, SEK million	**3.7**	1.3	**9.5**

REJLERS

THANK YOU!